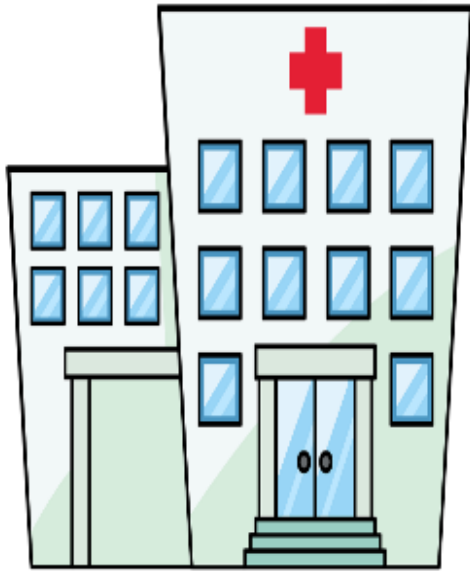


Nevada Rural Hospitals



Essential for Communities

All NRHP facilities are Critical Access Hospitals, provide essential services to the communities they serve, and are leading employers for their communities.

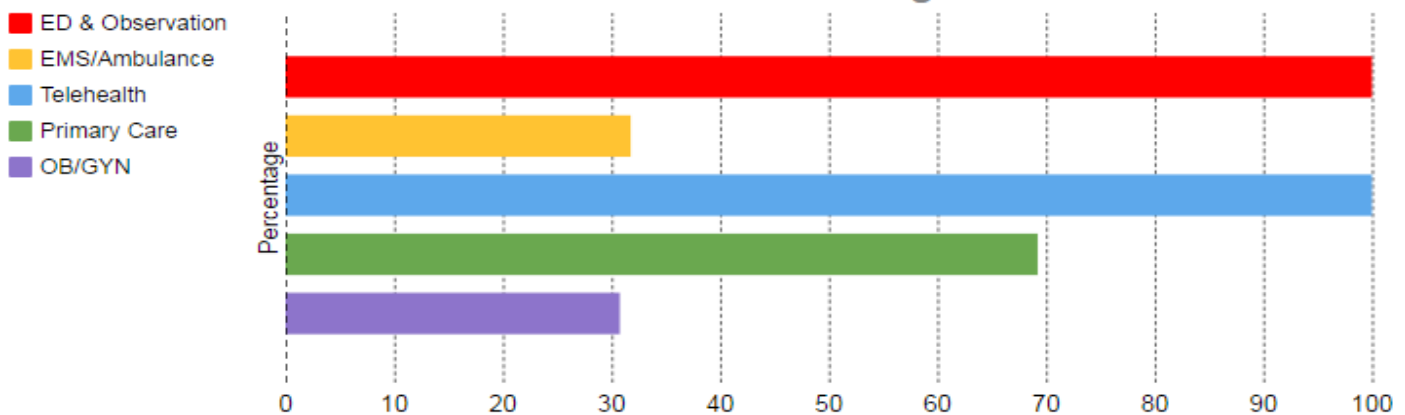
2392 Employees

5.66% of Employment in Rural Communities

\$51,108.38 Average Salary for All CAHs

CAHs Offer Essential Services to Support Communities

Percent of Facilities Offering a Service



80,945
Total Visits to the ER
in 2014



203,191
Total Outpatient
Cases in 2014



851
Total Babies
Delivered in 2014

NEVADA RURAL HOSPITAL PARTNERS' MEMBER INFORMATION

All Members of NRHP are Critical Access Hospitals (CAH)



















Hospital Town / County	Acute/Inpatient		Outpatient	Emergency Room	Swing Beds	Hospital Based Distinct Part Skilled Nursing (Long Term Care)		Hospital Owned Rural Health Clinics (RHC) (2017)
	Number of Beds (2017)	Average Daily Census (2015)	Annual Cases (2014)	Annual Visits (2014)	Number of Beds (2017)	Number of Beds (2017)	Average Daily Census (2015)	
Banner Churchill Community Hospital <i>Fallon / Churchill County</i>	25	14.7	35,576	17,463	0	0	N/A	0
Battle Mountain General Hospital <i>Battle Mountain / Lander County</i>	7	0.2	6,065	2,745	7	18	15.8	2
Boulder City Hospital <i>Boulder City / Clark County</i>	25	3.4	1,074	4,518	25	47	41.0	0
Carson Valley Medical Center <i>Gardnerville / Douglas County</i>	23	7.1	39,752	10,511	5	0	N/A	2
Desert View Hospital <i>Pahrump / Nye County</i>	25	12.1	11,302	15,532	0	0	N/A	0
Grover C. Dils Medical Center <i>Caliente / Lincoln County</i>	4	0.8	3,388	827	4	16	13.8	1
Humboldt General Hospital <i>Winnemucca / Humboldt County</i>	25	7.8	35,136	5,175	6	42	24.9	1
Incline Village Community Hospital <i>Incline Village / Washoe County</i>	4	0.0	5,985	2,872	0	0	N/A	0
Mt. Grant General Hospital <i>Hawthorne / Mineral County</i>	11	4.1	7,046	1,460	11	24	22.90	1
Pershing General Hospital <i>Lovelock / Pershing County</i>	13	0.2	11,453	1,842	13	25	19.9	1
South Lyon Medical Center <i>Yerington / Lyon County</i>	14	0.7	20,027	3,552	14	49	40.3	3
William Bee Ririe Hospital <i>Ely / White Pine County</i>	25	3.1	13,690	5,160	10	0	N/A	1

Hospital Based Health Care Services

The table below represents essential health care services which are provided by NRHP member hospitals. Access to high-quality, safe, and effective services is vital to Nevada's rural and frontier communities. Maintaining and expanding such services is the goal of each Critical Access Hospital.



	Primary Care	ED & Observation	OB/GYN	Prenatal Care	Psychiatric	Substance Abuse	Skilled Nursing	Surgery	ICU	EMS/ Ambulance	Orthopedic	Diagnostic	Dialysis	Physical Therapy	Occupational Therapy	Speech Therapy	Telehealth
Banner Churchill Comm. Hosp.	X	X	X	X	X			X	X	X	X	X		X		X	X
Battle Mountain General Hosp.	X	X					X			X		X		X			X
Boulder City Hospital		X			X		X	X			X	X		X	X	X	X
Carson Valley Medical Center	X	X			X			X	X		X	X		X	X	X	X
Desert View Hospital		X						X				X		X			X
Grover C. Dils Medical Center	X	X		X		X	X					X		X	X		X
Humboldt General Hospital	X	X	X	X			X	X	X	X	X	X		X	X		X
Incline Village Comm. Center		X						X				X					X
Mt. Grant General Hospital	X	X					X	X			X	X		X		X	X
Pershing General Hospital	X	X					X					X		X			X
South Lyon Medical Center	X	X		X			X					X		X			X
William Bee Ririe Hospital	X	X	X	X	X	X		X	X		X	X	X	X			X

Hospital <i>Town / County</i>	Year Facility Built	Public Hospital	Not-for-Profit	Estimated Service Area Population	Service Area
Banner Churchill Community Hospital <i>Fallon / Churchill County</i>	1996			55,000	Fallon, Fernley Churchill County, Northern Lyon County
Battle Mountain General Hospital <i>Battle Mountain / Lander County</i>	1968			6,000	Austin, Battle Mountain Lander County, Northern Eureka County
Boulder City Hospital <i>Boulder City / Clark County</i>	1973			25,000	Boulder City, Henderson, Searchlight Clark County
Carson Valley Medical Center <i>Gardnerville / Douglas</i>	1994			50,000	Minden, Gardnerville Douglas County, Bordering CA Counties
Desert View Hospital <i>Pahrump / Nye County</i>	2006			40,000	Pahrump Southern Nye County
Grover C. Dils Medical Center <i>Caliente / Lincoln County</i>	1974			5,000	Caliente, Panaca, Pioche, Alamo Lincoln County
Humboldt General Hospital <i>Winnemucca / Humboldt County</i>	1973			18,000	Winnemucca Humboldt County
Incline Village Community Hospital <i>Incline Village / Washoe County</i>	1981			10,000	Incline Village Washoe County, North Lake Tahoe Area
Mt. Grant General Hospital <i>Hawthorne / Mineral County</i>	1964			5,000	Hawthorne, Schurz Mineral County
Pershing General Hospital <i>Lovelock / Pershing County</i>	1962			7,000	Lovelock Pershing County
South Lyon Medical Center <i>Yerington / Lyon County</i>	1953			5,000	Yerington, Wellington, Smith Valley Southern Lyon County
William Bee Ririe Hospital <i>Ely / White Pine County</i>	1969			10,000	Ely, Ruth White Pine County, Western Eureka County